




# SEASON LEADERS



**LEVELLE MOTON (1992-96)**

Made a school record 87 three-point field goals during his junior season in 1994-95.



**JIMMIE WALKER (1992-94)**

Holds the school's modern day record for steals in a single season with 81 in 1992-93.

### POINTS

Season	Name	Points	Avg.	GP
2007-08	Charles Futrell	500	16.7	30
2006-07	Jason Hervey	351	12.5	28
2005-06	Drew Johnson	318	11.4	28
2004-05	Jonathan Moore	544	19.4	28
2003-04	David Young	594	20.5	29
2002-03	Shawn Ray	530	18.9	28
2001-02	Curtis Knight	362	13.4	27
2000-01	Jimmy Boston	455	19.0	24
1999-00	Brett Harper	462	17.8	26
1998-99	Brett Harper	377	14.0	27
1997-98	Michael Hadley	441	17.0	26
1996-97	Michael Hadley	313	12.0	26
1995-96	LeVelle Moton	574	21.3	27
1994-95	LeVelle Moton	611	23.5	26
1993-94	LeVelle Moton	416	18.1	23
1992-93	Jimmie Walker	437	14.6	30
1991-92	Nathaniel Lindsey	354	13.6	26
1990-91	Taro Knight	361	12.9	28
1989-90	Antoine Sifford	370	13.2	28
1988-89	Miles Clarke	443	13.8	32
1987-88	Wayne Howell	345	11.9	29
1985-86	Willie Jennette	573	22.0	26
1983-84	Charles Murphy	447	17.2	26
1982-83	David Binion	560	22.4	25
1981-82	Charles Murphy	357	15.5	23
1980-81	John Bishop	625	23.1	27
1979-80	David Binion	436	16.8	26
1978-79	Robert McClellan	374		
1977-78	John Roberts	328	13.1	25
1973-74	Robert Little	347	16.5	21
1965-66	Ted Manning	503	25.2	20
1964-65	Ted Manning	826	33.0	25

### REBOUNDS

Season	Name	Rebs	Avg.	GP
2007-08	Charles Futrell	218	7.3	30
2006-07	Jason Hervey	173	6.2	28
2005-06	Charles Futrell	148	6.4	23
2004-05	Jonathan Moore	247	8.8	28
2003-04	Jonathan Moore	140	6.7	21
2002-03	Shawn Ray	165	5.9	28
2001-02	Dekendric Perry	149	5.5	27
2000-01	Jimmy Boston	227	9.5	24
1999-00	Jimmy Boston	147	6.7	22
1998-99	Jimmy Boston	183	6.8	27
1997-98	Jimmy Boston	244	9.8	25
1996-97	Rasheem Grant	162	6.2	26
1995-96	Kareem Robinson	115	4.3	27
1994-95	Omar Vaughan	178	6.8	26
1993-94	Scott Stewart	132	5.3	25
1992-93	Scott Stewart	160	5.5	29
1991-92	Clifton Daye	132	5.1	26
1990-91	Romeo Debnam	169	6.0	28
1989-90	Henry Cauty	176	6.3	28
1988-89	Adrian McKinnon	241	7.5	32
1987-88	Derrick Leak	197	7.0	28
1986-87	Derrick Leak	264	10.2	26
1985-86	Willie Jennette	224	8.6	26
1983-84	Charles Murphy	315	12.1	26
1982-83	David Binion	400	16.0	25
1981-82	Charles Murphy	237	10.3	23
1980-81	David Binion	255	11.6	22
1979-80	David Binion	288	11.1	26
1977-78	Edward Roper	279	10.7	26
1958-59	Carlton Bell	563	20.9	27

### ASSISTS

Season	Name	Assists	Avg.	GP
2007-08	Bryan Ayala	119	4.0	30
2006-07	Bryan Ayala	117	4.5	26
2005-06	Chris Tyrance	92	3.5	26
2004-05	Chris Tyrance	69	2.6	27
2003-04	James Tucker	156	5.4	29
2002-03	Shawn Ray	104	3.7	28
2001-02	Michael Noel	104	3.9	27
2000-01	Gary Cobb	97	3.5	28
1999-00	Brett Harper	56	2.2	26
1998-99	Brett Harper	75	2.8	27
1997-98	A.G. Hall	64	2.6	25
1996-97	Jearvaun Tuck	83	3.2	26
1995-96	Mike White	116	4.3	27
1994-95	LeVelle Moton	92	3.5	26
1993-94	Scott Stewart	91	3.6	25
1992-93	Larry Crowder	126	4.2	30
1991-92	Larry Crowder	112	4.5	25
1990-91	Taro Knight	132	4.7	28
1989-90	Jeffrey Hayes	137	4.9	28
1988-89	Jeffrey Hayes	128	4.0	32
1987-88	Kevin Thompson	58	2.2	26
1983-84	Michael Wright	143	6.2	23
1981-82	Darnell Evans	82	3.6	23
1980-81	Donald Sinclair	160	5.5	29
1979-80	Donald Sinclair	200	7.7	26
1977-78	James King	96	4.6	21

### STEALS

Season	Name	Steals	Avg.	GP
2007-08	Bryan Ayala	50	1.7	30
2006-07	Bryan Ayala	57	2.2	26
2005-06	Bryan Ayala	43	1.5	28
2004-05	Jonathan Moore	59	2.1	28
2003-04	David Young	44	1.5	29
	James Tucker	44	1.5	29
2002-03	Shawn Ray	65	2.3	28
2001-02	Michael Noel	61	2.3	27
2000-01	Shawn Ray	64	2.2	28
1999-00	Brett Harper	52	2.0	26
1998-99	Brett Harper	44	1.6	27
1997-98	Warren Bell	29	1.1	26
1996-97	Jearvaun Tuck	42	1.6	26
1995-96	Albert Telfair	54	2.5	22
1994-95	Troy Boyer	46	1.8	26
1993-94	Jimmie Walker	46	2.0	23
1992-93	Jimmie Walker	81	2.7	30
1991-92	Larry Crowder	67	2.7	25
1990-91	Clifton Daye	39	1.7	23
1989-90	Jeffrey Hayes	49	1.8	28
1988-89	Jeffrey Hayes	62	1.9	32
1987-88	Derrick Leak	45	1.6	28
1986-87	Derrick Leak	45	1.7	26
1981-82	Darnell Evans	29	1.3	23
1980-81	Donald Sinclair	66	2.3	29

### BLOCKED SHOTS

Season	Name	Blocks	Avg.	GP
2007-08	Charles Futrell	27	0.9	30
2006-07	Jason Hervey	37	1.3	28
2005-06	Julius McClellan	20	0.9	23
2004-05	Jason Hervey	40	1.8	22
2003-04	Melvin Whitaker	73	3.3	22
2002-03	Shawn Ray	22	0.8	28
	Jermond Debro	22	0.8	29
2001-02	Jermond Debro	30	1.3	23
	Dekendric Perry	30	1.1	27
2000-01	Dekendric Perry	44	1.6	28
1999-00	Jimmy Boston	17	0.8	22



**SEASON LEADERS & GAME HIGHS**

1998-99	Jimmy Boston	26	1.0	27
1997-98	Jimmy Boston	28	1.1	25
1996-97	Rasheem Grant	39	1.5	26
1995-96	Kareem Robinson	26	1.0	27
1994-95	Omar Vaughan	23	0.9	26
1993-94	Greg McNeill	19	1.0	19
1992-93	Clifton Daye	12	0.4	30
1991-92	Clifton Daye	11	0.4	26
1990-91	Rod Adams	18	0.6	28
1989-90	Fred Bennett	33	1.2	28
	Dominique Stephens	33	1.2	28
1988-89	Adrian McKinnon	69	2.2	32
1987-88	Derrick Leak	49	1.8	28
1986-87	Derrick Leak	52	2.0	26
1983-84	Charles Murphy	54	2.1	26
1981-82	Charles Murphy	37	1.6	23
1980-81	Charles Murphy	37	1.3	29

**FIELD GOALS MADE**

Season	Name	FGM	FGA	Pct.
2007-08	Charles Futrell	195	403	.484
2006-07	Jason Hervey	143	259	.552
2005-06	Drew Johnson	108	291	.371
2004-05	Jonathan Moore	202	431	.469
2003-04	David Young	208	420	.495
2002-03	Shawn Ray	178	398	.447
2001-02	Curtis Knight	115	274	.420
2000-01	Jimmy Boston	164	305	.538
1999-00	Brett Harper	159	324	.491
1998-99	Brett Harper	141	284	.496
1997-98	Michael Hadley	139	358	.388
1996-97	Corwin Holland	95	188	.505
1995-96	LeVelle Moton	191	420	.455
1994-95	LeVelle Moton	195	390	.500
1993-94	LeVelle Moton	144	265	.543
1992-93	Clifton Daye	153	262	.584
1991-92	Nathaniel Lindsey	128	310	.413
1990-91	Clifton Daye	112	207	.541
1989-90	Antoine Sifford	132	292	.452
1988-89	Miles Clarke	165	363	.455
1987-88	Wayne Howell	125	304	.411
1985-86	Willie Jennette	199	460	.433
1983-84	Charles Murphy	180	253	.708
1982-83	David Binion	234	372	.629
1981-82	Darnell Evans	151	331	.456
1980-81	John Bishop	238	445	.535
1979-80	David Binion	185	360	.514
1977-78	Robert McClellan	147	322	.457
1973-74	Robert Little	149	285	.522
1964-65	Ted Manning	301	600	.502


**THREE-POINT FIELD GOALS MADE**

Season	Name	3PM	3PA	Pct.
2007-08	Bryan Ayala	45	162	.278
2006-07	Chris Mayshack	73	183	.399
2005-06	Drew Johnson	55	166	.331
2004-05	Curtis Knight	63	146	.432
2003-04	David Young	66	185	.357
2002-03	Charles Nickens	53	138	.384
2001-02	Curtis Knight	54	153	.353
	Corey Tabron	54	169	.320
2000-01	Elliott McNair	51	143	.357
1999-00	Brett Harper	52	141	.369
1998-99	Damon Lumpkin	47	119	.395
1997-98	Michael Hadley	48	140	.343
1996-97	Mike White	57	134	.425
1995-96	LeVelle Moton	76	193	.394
1994-95	LeVelle Moton	87	196	.444
1993-94	LeVelle Moton	42	110	.382
1992-93	Scott Stewart	37	104	.336

1991-92	Nathaniel Lindsey	50	141	.355
1990-91	Nathaniel Lindsey	34	100	.340
1989-90	Fred Bennett	62	142	.437
1988-89	Fred Bennett	45	110	.409
1987-88	Cleo Hill	49	135	.363

**FREE THROWS MADE**

Season	Name	FTM	FTA	Pct.
2007-08	Bryan Ayala	102	150	.680
2006-07	Bryan Ayala	93	135	.689
2005-06	Kevin Noell	52	105	.495
2004-05	Jonathan Moore	103	154	.669
2003-04	David Young	112	144	.778
2002-03	Shawn Ray	124	149	.832
2001-02	Curtis Knight	78	99	.788
2000-01	Jimmy Boston	127	183	.694
1999-00	Brett Harper	92	118	.780
1998-99	Jimmy Boston	83	120	.692
1997-98	Michael Hadley	115	158	.728
1996-97	Michael Hadley	90	129	.698
1995-96	LeVelle Moton	116	153	.758
1994-95	LeVelle Moton	134	167	.802
1993-94	LeVelle Moton	86	108	.796
1992-93	Jimmie Walker	137	185	.741
1991-92	Clifton Daye	97	139	.698
1990-91	Taro Knight	139	189	.735
1989-90	Antoine Sifford	102	152	.671
1988-89	Miles Clarke	83	130	.638
1987-88	Antoine Sifford	95	138	.688
1985-86	Willie Jennette	175	221	.792
1981-82	Charles Murphy	95	155	.613
1980-81	John Bishop	149	180	.828
1979-80	David Binion	66	107	.617
1977-78	John Roberts	90	143	.629
1973-74	Robert Little	49	66	.742
1953-54	Charles Harrison	156	238	.655



**FRED "POP" BENNETT (1987-90)**  
Made a school-best 44 percent (153-of-348) from three-point range during his Eagle career.

**INDIVIDUAL GAME-HIGHS**

**30+ Points (complete since 1988-89)**

- 58 Rudolph "Rocky" Roberson vs. Shaw (Feb. 20, 1943) - 25 FGs, 8FTs - set national scoring record
- 43 Willie Jennette at Gardner-Webb (Dec. 14, 1985)
- 37 Drew Johnson at Fayetteville State (Feb. 7, 2006)
- 35 LeVelle Moton at North Carolina A&T (Jan. 19, 1995)
- 35 John Bishop vs. Livingstone (Feb. 14, 1981)
- 34 Charles Futrell at Norfolk State (Jan. 7, 2008)
- 33 **Bryan Ayala vs. Columbus State (Nov. 17, 2006)**
- 33 **Shawn Ray vs. Virginia Union (Feb. 15, 2003)**
- 33 LeVelle Moton at Bowie State (Jan. 12, 1995)
- 33 Jimmie Walker at Winston-Salem St. (Feb. 20, 1993)
- 33 Nathaniel Lindsey vs. Barber-Scotia (Nov. 27, 1992)
- 33 Charles Murphy vs. Elizabeth City St. (Dec. 13, 1982)
- 32 Jonathan Moore vs. Saint Paul's (Nov. 16, 2004)
- 32 LeVelle Moton at Johnson C. Smith (Feb. 1, 1995)
- 32 LeVelle Moton vs. Livingstone (Jan. 25, 1995)
- 32 John Bishop vs. UNC-Wilmington (Feb. 18, 1981)
- 31 David Young at St. Augustine's (Jan. 10, 2004)
- 31 David Young vs. St. Augustine's (Jan. 24, 2004)
- 31 Jimmy Boston at Tuskegee Univ. (Jan. 20, 2001)
- 31 Jimmy Boston at Fayetteville State (Jan. 4, 2001)
- 31 Brett Harper at West Florida (Dec. 4, 1999)
- 31 LeVelle Moton vs. St. Paul's (Feb. 29, 1996)
- 31 LeVelle Moton vs. St. Augustine's (Feb. 12, 1996)
- 31 Jimmie Walker vs. Johnson C. Smith (Jan. 5, 1993)
- 30 Curtis Knight at Virginia Union (Jan. 27, 2005)
- 30 **Shawn Ray vs. Johnson C. Smith (Feb. 23, 2002)**
- 30 Curtis Knight vs. Kentucky State Univ. (Nov. 24, 2001)
- 30 Brett Harper vs. Winston-Salem St. (Feb. 22, 2000)
- 30 Michael Hadley vs. Winston-Salem St. (Jan. 11, 1997)
- 30 LeVelle Moton vs. Virginia Union (Feb. 18, 1995)
- 30 LeVelle Moton vs. West Georgia (Nov. 19, 1995)
- 30 Scott Stewart at Virginia State (Feb. 9, 1994)
- 30 LeVelle Moton vs. Virginia State (Dec. 6, 1993-OT)
- 30 Henry Canty vs. Clark Atlanta (Nov. 18, 1989)

**20+ Rebounds (complete since 1988-89)**

- 30 Carlton Bell vs. Winston-Salem State (Jan. 31, 1959)
- 27 David Binion vs. Virginia Union (Feb. 10, 1981)
- 23 David Covington at Wingate Univ. (Dec. 5, 2001-OT)
- 21 Jimmy Boston vs. St. Augustine's (Jan. 17, 1998-OT)
- 20 Jimmy Boston at Savannah State (Jan. 19, 1998)
- 20 Robert Little vs. Virginia State (Feb. 11, 1975-3OT)

**Assists**

- 16 Darnell Evans vs. Saint Augustine's (Jan. 21, 1982)
- 14 Larry Crowder at Livingstone (Jan. 30, 1992)
- 12 James Tucker vs. Mount Olive (Nov. 15, 2003)
- 12 Larry Crowder at Saint Paul's (Jan. 18, 1993)

**Steals**

- 10 Jimmie Walker vs. District of Columbia (Jan. 25, 1993)

**Blocked Shots**

- 8 Adrian McKinnon vs. N.C. A&T (Jan. 18, 1989)
- 7 Adrian McKinnon at Fayetteville State (Feb. 4, 1989)
- 6 Melvin Whitaker vs. Virginia Union (Feb. 28, 2004)
- 6 Melvin Whitaker vs. Johnson C. Smith (Feb. 21, 2004)
- 6 Melvin Whitaker vs. Winston-Salem St. (Feb. 18, 2004)
- 6 Melvin Whitaker at Elizabeth City St. (Feb. 10, 2004)
- 6 Jermond Debro vs. Catawba (Dec. 29, 2001)

**Field Goals**

- 25 Rudolph "Rocky" Roberson vs. Shaw (Feb. 20, 1943)


**Free Throws**

- 17 John Bishop vs. Livingstone (Feb. 14, 1981/17-22)
- 16 Willie Jennette at Shaw (Jan. 7, 1986-OT/16-18)
- 15 Willie Jennette at Elizabeth City St. (Jan. 13, 1986/15-16)
- 14 Bryan Ayala vs. Columbus State (Nov. 17, 2006)
- 14 Larry Crowder at Virginia State (Dec. 7, 1992/14-16)





**CAREER LEADERS**



**SAM JONES**  
(1951-54/56-57)

Selected as one of the Top 50 All-Time NBA Players, Jones enjoyed a Hall-of-Fame career with the Boston Celtics.



**CHARLES HARRISON**  
(1950-54)

Nicknamed "Tex," Harrison joined the Harlem Globetrotters after scoring 1,304 points as an Eagle.



**JIMMY BOSTON**  
(1997-2001)

In four standout seasons, Boston amassed 31 "double-doubles" enroute to 1,376 (14.0 ppg) points and 801 rebounds (8.2 rpg).

<b>SCORING</b>		Points	Years
1.	Ted Manning	2,086	1962-66
2.	Samuel Jones	1,745	51-54/56-57
3.	LeVelle Moton	1,714	1992-96
4.	Robert McClellan	1,562	1975-79
5.	Carlton Bell	1,534	1955-59
6.	David Binion	1,525	78-81/82-83
7.	Curtis Knight	1,476	2001-05
8.	James Martin	1,454	1958-62
9.	Ernest Warlick	1,407	1948-52
10.	Jimmy Boston	1,376	1997-2001
11.	Robert Little	1,310	1971-75
12.	Joseph Parker	1,304	1961-64
12.	Charles Harrison	1,304	1950-54
14.	Charles Murphy	1,303	1980-84
15.	Willie Jennette	1,284	1981-86
16.	Lee Davis	1,271	1964-68
17.	Antoine Sifford	1,260	1986-90
18.	Stanley Melvin	1,235	1974-78
19.	James Sligh	1,229	53-54/56-58
20.	Shawn Ray	1,216	2000-03
21.	Edward Roper	1,165	1975-79
22.	Nathaniel Lindsey	1,126	1990-94
23.	Albert Conner	1,089	1962-66
24.	Joseph Pridgen	1,084	1965-68
25.	Clifton Daye	1,074	1990-93
26.	Darnell Evans	1,054	1980-84
27.	John Jones	1,046	1959-63
28.	Charles Badger	1,029	1953-57
29.	John Keels	1,019	1954-58
30.	Aubrey Stanley	1,006	1943-47
31.	Cleo Hill	1,004	1984-88

<b>SCORING AVERAGE</b>		Avg.	Years
1.	John Bishop	23.1	1980-81
2.	Ted Manning	21.7	1962-66
3.	David Young	20.5	2003-04
4.	Joseph Parker	18.6	1961-64
5.	Samuel Jones	17.8	51-54/56-57
6.	George McQueen	17.3	1951-52
7.	Jonathan Moore	17.2	2003-05
8.	Redden Leggett	17.0	1969-71
9.	Shawn Ray	16.7	2000-03
10.	LeVelle Moton	16.6	1992-96
11.	Donald Sinclair	16.2	1979-81
12.	Brett Harper	15.8	1998-2000
13.	John Harrell	15.5	1975-76
14.	David Binion	15.4	78-81/82-83
15.	Lee Davis	15.3	1964-68

<b>ASSISTS</b>		#	Years
1.	Michael Wright	409	80-81/82-85
2.	Donald Sinclair	360	1979-81
3.	Kevin Thompson	313	1984-87
4.	Bryan Ayala	295	2005-08
5.	Jeffrey Hayes	288	85-87/88-90
6.	LeVelle Moton	278	1992-96
7.	James King	276	1975-79
8.	James Tucker	272	99-00/02-04
9.	Edward Roper	248	1975-79
10.	Larry Crowder	238	1991-93
11.	Mike White	232	1995-98
12.	Taro Knight	223	1990-93
13.	Shawn Ray	215	2000-03

14.	David Binion	214	78-81/82-83
15.	Clifton Daye	202	1990-93
16.	Darnell Evans	200	1980-84
17.	Jimmie Walker	189	1992-94
18.	Antoine Sifford	178	1986-90
19.	David Binion	165	1977-79
20.	Derrick Leak	162	1986-90

<b>FIELD GOALS</b>		FG	FGA	Pct.	Years
1.	Ted Manning	857	1930	.444	1962-66
2.	Robert McClellan	676	1491	.453	1975-79
3.	Carlton Bell	675	1597	.423	1955-59
4.	Samuel Jones	668	1421	.470	51-54/56-57
5.	David Binion	642	1185	.542	78-81/82-83
6.	James Martin	604	1693	.357	1958-62
7.	Joseph Parker	571	1408	.406	1961-64
8.	LeVelle Moton	569	1159	.491	1992-96
9.	Robert Little	553	1171	.472	1971-75
10.	Ernest Warlick	544			1948-52
11.	Edward Roper	535	1135	.471	1975-79
12.	Stanley Melvin	520	1115	.466	1974-78
13.	Curtis Knight	513	1132	.453	2001-05
14.	Charles Murphy	511	890	.574	1980-84
15.	Lee Davis	504	962	.524	1964-68
16.	Jimmy Boston	500	844	.592	1997-2001
17.	Charles Harrison	499	1049	.476	1950-54
18.	Albert Conner	481	1175	.409	1962-66
19.	James Sligh	469	1181	.397	53-54/56-58
20.	Antoine Sifford	452	904	.500	1986-90

<b>3-PT FIELD GOALS</b>		3FG	FGA	Pct.	Years
1.	LeVelle Moton	213	529	.403	1992-96
2.	Curtis Knight	191	528	.362	2001-05
3.	Mike White	154	398	.387	1995-98
4.	Fred Bennett	153	348	.440	1987-90
5.	MarQus Johnson	135	382	.353	1996-2000
6.	Shawn Ray	133	370	.360	2000-03
7.	James Tucker	115	332	.347	99-00/02-04
8.	Nathaniel Lindsey	104	297	.350	1990-94
9.	Chris Mayshack	100	256	.391	2005-07
10.	Drew Johnson	94	297	.316	2005-07
11.	Brett Harper	89	235	.379	1998-2000

<b>FREE THROWS</b>		FT	FTA	Pct.	Years
1.	Samuel Jones	409	594	.689	51-54/56-57
2.	Jimmy Boston	376	562	.669	1997-2001
3.	Ted Manning	372	574	.648	1962-66
4.	LeVelle Moton	363	467	.777	1992-96
5.	Antoine Sifford	345	519	.665	1986-90
6.	Ernest Warlick	319	591	.540	1948-52
7.	Charles Harrison	306	492	.622	1950-54
8.	Willie Jennette	301	393	.766	1981-86
9.	Charles Badger	299	462	.647	1953-57
10.	James Sligh	291	406	.717	53-54/56-58
11.	Charles Murphy	281	467	.602	1980-84
12.	Clifton Daye	268	399	.672	1990-93
13.	Lee Davis	263	435	.605	1964-68
14.	Curtis Knight	259	344	.753	2001-05
15.	David Binion	241	395	.610	78-81/82-83
16.	James Martin	240	394	.609	1958-62
17.	Taro Knight	232	316	.734	1990-92
18.	James Martin	229	394	.581	1958-62
19.	Shawn Ray	223	286	.780	2000-03
20.	Ronald McCrimmon	221	304	.727	1966-70



**CAREER LEADERS & ALL-CIAA HONORS**

**STEALS**

	#	Years
1. Clifton Daye.....	172	1990-93
2. <b>Shawn Ray.....</b>	<b>166</b>	<b>2000-03</b>
3. Derrick Leak.....	158	1986-90
4. <b>Bryan Ayala.....</b>	<b>150</b>	<b>2005-08</b>
5. Edward Roper.....	140	1975-79
6. Curtis Knight.....	136	2001-05
7. Stanley Melvin.....	135	1974-78
8. Jimmie Walker.....	127	1992-94
9. Jeffrey Hayes.....	125	85-87/88-90
10. Floyd Monroe.....	121	1975-77
11. Kevin Thompson.....	112	1984-87
12. LeVelle Moton.....	110	1992-96
13. Willie Jeanette.....	109	1981-86
14. Warren Bell.....	108	1996-2000
15. Adrian McKinnon.....	107	1985-89
16. Larry Crowder.....	107	1992-94

**BLOCKED SHOTS**

	#	Years
1. Derrick Leak.....	152	1986-90
2. Adrian McKinnon.....	115	1985-89
3. Jason Hervey.....	114	2003-05, '06-07
4. Jimmy Boston.....	100	1997-2001
5. Dekendric Perry.....	85	'97-98/'99-'02
6. Jason Hervey.....	77	2003-05
7. Melvin Whitaker.....	73	2003-04
8. Jermond Debro.....	63	2001-04
8. <b>Shawn Ray.....</b>	<b>63</b>	<b>2000-03</b>
10. Fred Bennett.....	55	1987-90
11. Jonathan Moore.....	54	2003-05

(Complete since 1986-87)

**REBOUNDS**

	#	Years
1. Carlton Bell.....	1,555	1955-59
2. David Binion.....	1,123	78-81/82-83
3. Ted Manning.....	1,118	1962-66
4. Lee Davis.....	1,074	1964-68
5. Robert Little.....	912	1971-75
6. John Jones.....	905	1959-63
7. James Martin.....	838	1958-62
8. Edward Roper.....	825	1975-79
9. Joseph Pridgen.....	808	1965-69
10. Jimmy Boston.....	801	1997-2001
11. Joseph Parker.....	769	1961-64
12. Paris Lenon.....	620	1964-68
13. Ronald McCrimmon...	606	1975-79
14. Derrick Leak.....	596	1986-90
Charles Badger.....	596	1953-57
16. Samuel Jones.....	578	51-54/56-57
17. William Slade.....	550	1968-72
18. Albert Conner.....	540	1962-66

(Complete since 1986-87)

**REBOUND AVG.**

	Avg.	Years
1. Carlton Bell.....	14.95	1955-59
2. Lee Davis.....	12.94	1964-68
3. Ted Manning.....	11.65	1962-66
4. Redden Leggett.....	11.55	1969-71
5. David Binion.....	11.34	78-81/82-83
6. John Jones.....	11.04	1959-63
7. Joseph Parker.....	10.99	1961-64
8. Robert Little.....	10.13	1971-75
9. Joseph Pridgen.....	9.98	1965-69
10. Donald Stokes.....	9.65	1958-60


(Complete since 1986-87 - Minimum 200 rebs.)

**Eagles All-CIAA Selections**

(Since 1954)


- 1954 Charles Harrison  
Samuel Jones
- 1957 Samuel Jones
- 1958 James Sligh
- 1959 Carlton Bell
- 1964 Joseph Parker
- 1965 Ted Manning
- 1966 Ted Manning
- 1967 Lee Davis
- 1968 Lee Davis
- 1969 Joseph Pridgen
- 1970 Ronald McCrimmon
- 1971 Redden Leggett
- 1981 John Bishop
- 1983 David Binion
- 1984 Charles Murphy
- 1986 Willie Jennette
- 1988 Wayne Howell  
Derrick Leak
- 1989 Miles Clarke  
Derrick Leak  
Antoine Sifford
- 1990 Derrick Leak  
Antoine Sifford
- 1993 Jimmy Walker
- 1994 Jimmy Walker  
Scott Stewart
- 1995 LeVelle Moton
- 1996 LeVelle Moton \*\*\*
- 1997 Mike White
- 2000 Brett Harper  
Jimmy Boston
- 2001 Jimmy Boston
- 2003 **Shawn Ray**
- 2004 David Young
- 2005 Jonathan Moore  
Curtis Knight

\*\*\* CIAA Player of the Year




**CURTIS KNIGHT (2001-05)**

Finished his Eagle career among the school's top 20 career leaders in points (1,476), assists (155), steals (136), field goals (513), and free throws (259).  
(Wayne Jernigan photo)




**TED MANNING (1962-66)**

Ranks as the school's all-time leading scorer with 2,086 career points. Averaged 25.2 points per game as a senior during the 1965-66 season.



**LEVELLE MOTON**  
CIAA Player of the Year




**DERRICK LEAK**  
Three-time All-CIAA





# GAME RESULTS (1986-2008)



**SHAWN RAY (2000-03)**

In just three seasons as an Eagle, Ray ranks among the school's top 20 career leaders in points (1,216), scoring average (16.7), assists (215), steals (166), field goals (430), and free throws (223).

12-08-99	vs. North Carolina A&T	79-74	W
12-11-99	COL. OF WEST VIRGINIA	84-91	L
01-04-00	FAYETTEVILLE ST.	69-59	W
01-08-00	at Saint Augustine's	75-59	W
01-11-00	BOWIE STATE	75-65	W
01-15-00	at Johnson C. Smith	68-54	W
01-24-00	CHEYNEY (PA) UNIV.	103-84	W
02-03-00	at Livingstone College	104-67	W
02-05-00	at Winston-Salem State	62-85	L
02-08-00	at Fayetteville State	76-86	L
02-12-00	LIVINGSTONE	105-73	W
02-15-00	at Elizabeth City State	75-67	W
02-17-00	at Virginia Union	55-70	L
02-19-00	VIRGINIA UNION	53-46	W
02-21-00	ST. AUGUSTINE'S	3OT 89-85	W
02-22-00	WINSTON-SALEM ST.	59-78	L
02-26-00	JOHNSON C. SMITH	57-73	L
03-02-00	vs. Bowie State	62-54	W
03-03-00	vs. Virginia Union	64-54	W
03-04-00	vs. Winston-Salem State	50-63	L

<b>2000-01</b>	<b>Phil Spence</b>	<b>(8-20)</b>
11-17-00	KENTUCKY STATE	94-101 L
11-18-00	TUSKEGEE	79-70 W
11-21-00	SHAW	80-82 L
11-28-00	at Virginia State	81-88 L
12-01-00	vs. Fort Valley State	75-85 L
12-02-00	at Clark Atlanta	80-86 L
12-07-00	VOORHEES	OT 68-66 W
12-29-00	at Columbus State	68-94 L
12-30-00	vs. Georgia College & SU	66-65 W
01-04-01	at Fayetteville State	82-80 W
01-06-01	SAINT AUGUSTINE'S	66-87 L
01-09-01	at Bowie State	69-81 L
01-14-01	vs. North Carolina A&T	59-65 L
01-17-01	LIVINGSTONE	70-82 L
01-20-01	at Tuskegee University	88-102 L
01-27-01	at Saint Augustine's	84-80 W


01-31-01	JOHNSON C. SMITH	68-90 L
02-03-01	WINSTON-SALEM ST.	70-94 L
02-06-01	FAYETTEVILLE ST.	OT 67-71 L
02-08-01	at Coll. of West Virginia	89-106 L
02-10-01	at Livingstone College	61-64 L
02-13-01	ELIZABETH CITY STATE	79-67 W
02-17-01	VIRGINIA UNION	66-82 L
02-20-01	at Winston-Salem State	64-66 L
02-22-01	at Saint Paul's College	92-76 W
02-24-01	at Johnson C. Smith	65-86 L
02-28-01	vs. Virginia Union	80-64 W
03-01-01	vs. Winston-Salem State	62-69 L

<b>2001-02</b>	<b>Phil Spence</b>	<b>(9-18)</b>
11-16-01	vs. Clark Atlanta Univ.	73-89 L
11-17-01	vs. Morehouse College	74-87 L
11-20-01	at Shaw University	80-100 L
11-24-01	KENTUCKY STATE	88-80 W
11-27-01	VIRGINIA STATE	52-58 L
11-29-01	at Longwood College	72-99 L
12-05-01	at Wingate Univ.	OT 83-87 L
12-08-01	at Catawba College	77-90 L
12-18-01	WEST VIRGINIA TECH	75-81 L
12-29-01	CATAWBA	75-76 L
01-08-02	BOWIE STATE	88-81 W
01-12-02	at Saint Augustine's	94-90 W
01-16-02	at Livingstone College	70-74 L
01-20-02	vs. North Carolina A&T	57-63 L
01-26-02	SAINT AUGUSTINE'S	88-75 W
01-30-02	at Johnson C. Smith	86-89 L
02-02-02	at Winston-Salem State	72-70 W
02-05-02	at Fayetteville State	54-70 L
02-09-02	LIVINGSTONE	75-67 W
02-10-02	vs. Fayetteville State	OT 65-67 L
02-12-02	at Elizabeth City St.	OT 96-95 W
02-16-02	at Virginia Union	59-79 L
02-19-02	WINSTON-SALEM ST.	67-77 L
02-21-02	SAINT PAUL'S	60-63 L
02-23-02	J.C. SMITH	3OT 105-103 W
02-27-02	vs. Virginia State	62-55 W
02-28-02	vs. Shaw	75-101 L

<b>2002-03</b>	<b>Phil Spence</b>	<b>(16-13)</b>
11-22-02	vs. Lewis and Clark	86-73 W
11-23-02	at Seattle University	60-62 L
11-26-02	SHAW	60-73 L
11-30-02	PFEIFFER UNIV.	106-100 W
12-03-02	at Virginia State	84-76 W
12-07-02	at Mount Olive College	85-96 L
12-15-02	at Catawba College	80-82 L
12-17-02	at Salem International	88-89 L
12-18-02	at West Virginia Tech	83-90 L
12-21-02	WINGATE UNIV.	85-63 W
12-28-02	CATAWBA COLLEGE	63-61 W
01-04-03	at Fayetteville State	OT 94-93 W
01-07-03	at Bowie State	76-92 L
01-11-03	vs. Saint Augustine's	91-68 W
01-15-03	LIVINGSTONE	73-64 W
01-19-03	vs. North Carolina A&T	74-72 W
01-22-03	at Virginia Union	66-75 L
01-25-03	SAINT AUGUSTINE'S	79-94 L
01-29-03	JOHNSON C. SMITH	84-78 W
02-01-03	WINSTON-SALEM ST.	OT 94-89 W
02-04-03	FAYETTEVILLE STATE	69-68 W
02-08-03	at Livingstone	OT 84-81 W
02-11-03	ELIZABETH CITY ST.	OT 92-97 L
02-15-03	VIRGINIA UNION	82-91 L
02-18-03	at Winston-Salem State	91-68 W
02-20-03	at Saint Paul's	88-69 W
02-22-03	at Johnson C. Smith	68-69 L
02-27-03	vs. Fayetteville State	85-75 W

02-28-03	vs. Bowie State	87-99 L
----------	-----------------	---------

<b>2003-04</b>	<b>Phil Spence</b>	<b>(16-13)</b>
11-15-03	MOUNT OLIVE	106-92 W
11-18-03	at Pfeiffer	82-108 L
11-22-03	at Morehouse	72-84 L
11-25-03	DIST. COLUMBIA	OT 108-104 W
12-01-03	CATAWBA	2OT 92-81 W
12-06-03	SHAW	64-68 L
12-17-03	at Georgia College & St. U.	75-66 W
12-19-03	at Queens College	76-92 L
12-30-03	at U. of District of Columbia	74-80 L
01-03-04	FAYETTEVILLE STATE	79-70 W
01-06-04	BOWIE STATE	65-87 L
01-08-04	at Shaw	66-61 W
01-10-04	at Saint Augustine's	93-82 W
01-18-04	vs. Livingstone	95-63 W
01-24-04	ST. AUGUSTINE'S	78-77 W
01-29-04	VIRGINIA STATE	72-74 L
01-31-04	at Winston-Salem State	68-75 L
02-03-04	at Fayetteville State	87-100 L
02-05-04	at Johnson C. Smith	75-81 L
02-07-04	LIVINGSTONE	91-54 W



Jonathan Moore, James Tucker, Jason Hervey and Jermond Debro celebrate after rallying from a 21-point, second-half deficit to capture a miracle victory over Elizabeth City State in the first round of the 2004 CIAA Tournament. NCCU advanced all the way to the championship final.

02-10-04	at Elizabeth City State	73-54 W
02-14-04	at Virginia Union	77-80 L
02-18-04	WINSTON-SALEM ST.	97-65 W
02-19-04	SAINT PAUL'S	85-76 W
02-21-04	JOHNSON C. SMITH	2OT 82-86 L
02-25-04	vs. Elizabeth City State	72-69 W
02-26-04	vs. Bowie State	72-69 W
02-27-04	vs. Fayetteville State	78-74 W
02-28-04	vs. Virginia Union	72-80 L

<b>2004-05</b>	<b>Henry Dickerson</b>	<b>16-12</b>
11-16-04	SAINT PAUL'S	94-37 W
11-20-04	at Belmont Abbey	65-71 L
11-23-04	at Catawba	60-57 W
11-29-04	CLAYTON STATE	59-58 W
12-04-04	at Clayton State	64-61 W
12-20-04	QUEENS	81-67 W
12-27-04	at Columbus State	89-90 L
12-29-04	vs. Benedict	55-63 L